

Model Portfolio update

Latest Model Portfolio

Large cap

Name of the company	Weightage(%)
Auto	17.0
Tata Motor DVR	3.0
Maruti	6.0
EICHER Motors	4.0
Mahindra & Mahindra (M&M)	4.0
BFSI	37.0
HDFC Bank	10.0
Axis Bank	6.0
HDFC	9.0
Bajaj Finance	6.0
SBI	6.0
Capital Goods	6.0
L & T	6.0
Cement	4.0
UltraTech Cement	4.0
FMCG/Consumer	19.0
Dabur	5.0
Marico	4.0
ITC	6.0
Nestle	4.0
IT	6.0
TCS	6.0
Metals	6.0
Hindustan Zinc	6.0
Oil and Gas	5.0
GAIL Ltd.	5.0
Total	100.0

- **Exclusion** – Zee Entertainment, Asian Paints and reduced weight in Tata Motors DVR
- **Inclusion** – ITC and increased weight in Eicher, Maruti and L&T

Midcap

Name of the company	Weightage(%)
Auto	6.0
Bharat Forge	6.0
BFSI	20.0
Bajaj Finserve	8.0
J&K Bank	6.0
Indian Bank	6.0
Capital Goods	12.0
Bharat Electronics	6.0
Kalpataru Power transmission	6.0
Cement	6.0
Ramco Cement	6.0
Consumer	30.0
Symphony	6.0
Kansai Nerolac	6.0
Pidilite	6.0
Tata Chemicals	6.0
Bata	6.0
Metals	6.0
Graphite India	6.0
Infrastructure	8.0
NBCC	8.0
Logistics	6.0
Container Corporation of India	6.0
Textile	6.0
Arvind	6.0
Total	100.0

- **Exclusion** – Supreme Industries
- **Inclusion** – Kalpataru Power Transmission

Source: Bloomberg, ICICIdirect.com Research

*Diversified portfolio - Combination of 70% large cap and 30% midcap portfolio

Outperformance continues across all portfolios...

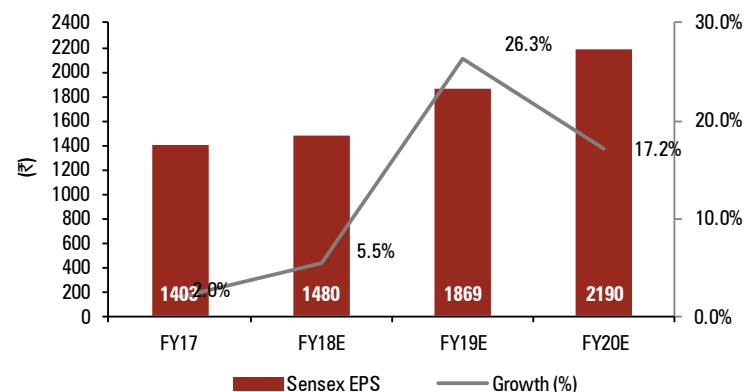
- Our indicative large cap equity model portfolio has continued to deliver an impressive return (inclusive of dividends) of 117.1% since its inception (June 21, 2011) vis-à-vis the index return of 97.7% during the same period, an outperformance of 19%. This validates our thesis of selecting companies with sound business fundamentals that form the core theme of our portfolio. Our midcap portfolio has outperformed the benchmark by 2.3x (since June 2011), posting returns of 350%
- Our consistent outperformance demonstrates our superior stock picking ability over these years aligned to our view of favourable risk-reward, good franchisee vs. reward-at-any-risk businesses. Some key performers of our portfolio are Bajaj Finance, HDFC Bank and HDFC in the large cap portfolio while Natco Pharma, Kansai Nerolac and Bajaj Finserv have delivered stupendous returns in the midcap portfolio. We continue to advocate the SIP mode of investment as the preferred mode of deployment given the rich valuations that some pockets of the market have reached. We highlight that the SIP return of our portfolio has consistently outperformed indices. This affirms our belief in the staggered and systematic approach of investment amid market volatility
- Quarterly results are encouraging thereby depicting upbeat domestic economic sentiments (also depicted by November-December 2017 IIP numbers) thereby reinforcing our view of a smart earnings recovery being under way. Sensex companies (ex-banks) posted a robust Q3FY18 performance partly due to the low base due to demonetisation in base quarter i.e. Q3FY17 and adapting of trading channel to the new GST regime. On the sectoral front, in Q3FY18, the auto space continued the positive momentum with overall 16% volume growth on a YoY basis. The key surprise was upbeat M&HCV sales (up 37% YoY)
- **Given the outperformance, we have increased the allocation to the auto sector by 100 bps to 17% (vs. earlier 16%). The portfolio ideology remains receptive to newer opportunities available in the market. Subsequently, we have made several changes to the portfolio. The new additions in our large cap portfolio is ITC. Moreover, in addition to the auto sector, we have increased allocated weights in L&T. In our midcap portfolio, we have added Kalpataru Power. Considering the near term challenges in the business profile, we have reduced our weightage in Tata Motors. We have exited Zee Entertainment from the large cap portfolio. Moreover, given the strengthening crude prices we have also excluded Supreme Industries**

- We continue to maintain our high allocation towards the BFSI space with total weightage of 37% in the large cap portfolio and 20% in midcap portfolio. Apart from this, we continue to remain positive on consumption theme with allocation of 19% and 30% in large cap and midcap portfolio, respectively
- Over the last quarter, companies continue to witness pressure on gross margins on account of a rise in commodity prices, which remains low in our portfolio pecking order. Our preferred picks are companies with higher capacity utilisation along with improved operating leverage
- A revival in the capex cycle coupled with a lower interest rate scenario would benefit the BFSI and construction space (SBI, UltraTech, L&T, HDFC and HDFC Bank)

House view on Index

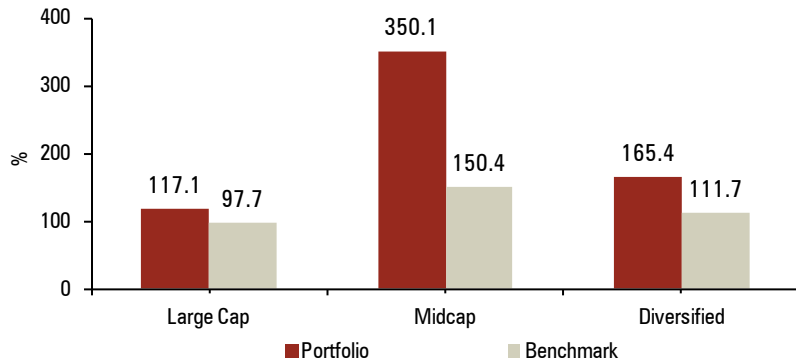
- **We maintain our index targets (Sensex at 37,600 & Nifty at 11,725) with revised Sensex earnings, implying ~17x P/E on FY20E EPS, which is in tandem with the long period average. The earnings growth at the index level will be led by the index heavy (~40% weight) banking & NBFC space primarily tracking bottoming of asset quality pressure and resolution of big ticket stressed assets through NCLT mechanism. In the consumer space, the earnings growth will be led by the auto space**

Strategy 2018 - Sensex & Nifty Target



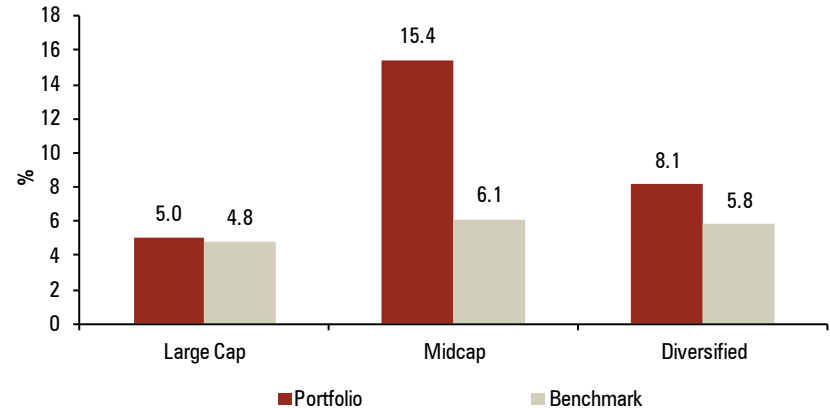
Performance so far* ...

Portfolio performance since inception



- The large cap equity model portfolio continued its outperformance vis-à-vis the index with 117.1% return since its inception (June 21, 2011) vis-à-vis index return of 97.7% in the same period. Our sustained preference for high quality names has aided this outperformance on a consistent basis. We continue to be rewarded for our meticulous approach towards stock selection while we endeavour to emulate the broader index
- On the other hand, given the astute selection in the midcap portfolio, the outperformance in the same continues, with a return of 350.1% compared to the midcap index return of 150.4%
- Given the overall outperformance in both (large & midcap) portfolios, the diversified portfolio (combination of 70/30 ratio) has outperformed its benchmark indices

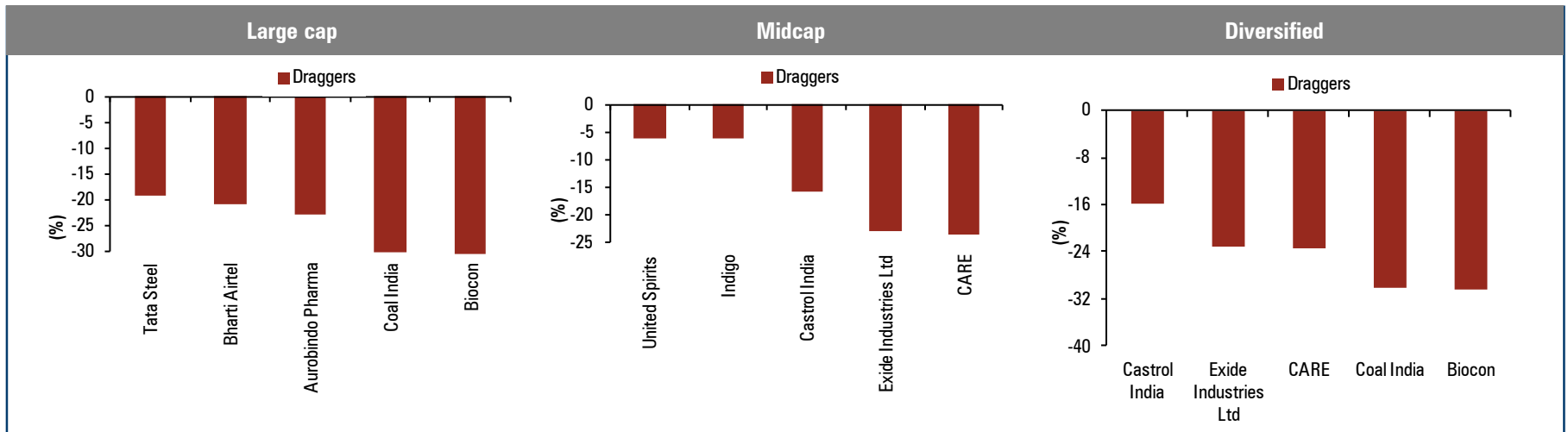
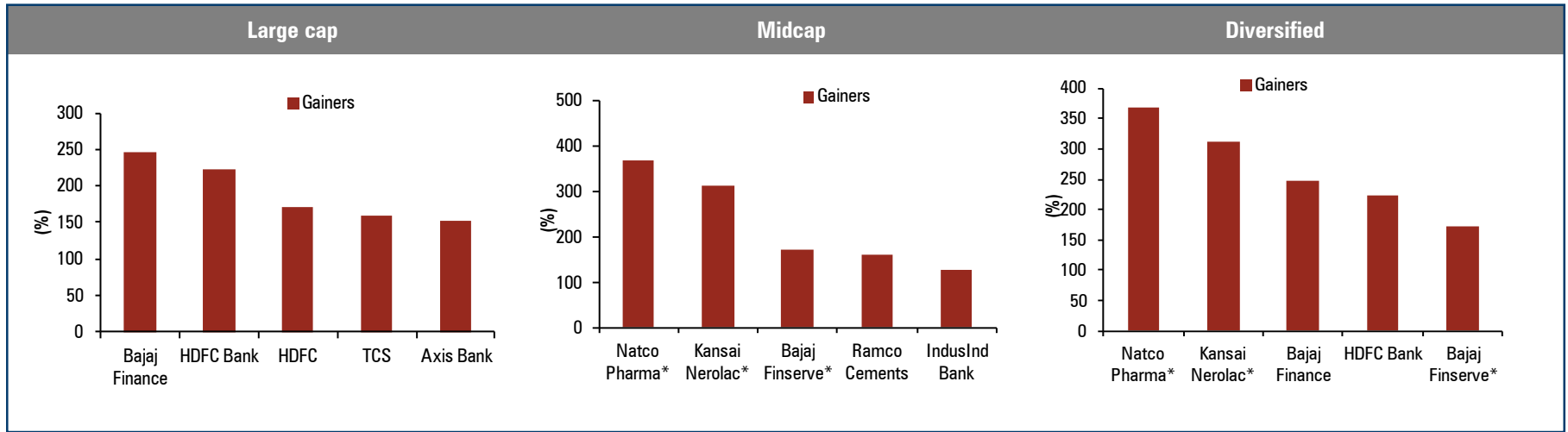
Portfolio performance since last update (August 2017)



- Since the last update (August 2017), our large cap portfolio has slightly outperformed the benchmark index performance generating a return of 5% compared to benchmark return of 4.8%. The index outperformance was mainly on the back of performance in Gail and Maruti. Our large cap portfolio was impacted by the underperformance of Tata Motors and Eicher Motors
- Our conservative stock selection in the midcap portfolio continues to exhibit strong outperformance vs. the broader indices. The portfolio outperformed with a return of 15.4% compared to index return of 6.1%. Strong performance in Graphite India and Symphony resulted in the outperformance. However, the portfolio performance was impacted by J&K Bank and Bharat Electronics

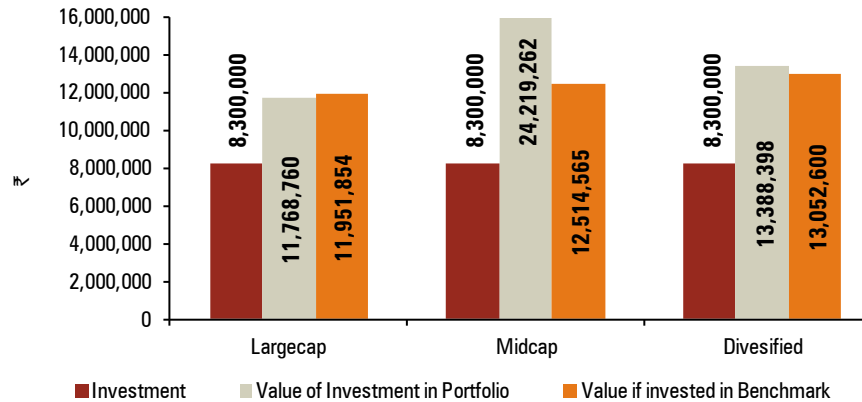
Source: Bloomberg, ICICIdirect.com Research

Top movers* so far...



Source: Bloomberg, ICICIdirect.com Research , *Starred stocks have been included in the portfolio since the last rejig in July 2012/May, August ,December 2013/ April, June, December 2014/ May 2015/July 2015/October 2015. Rest all are since inception in June 2011

Performance* so far in SIP mode ...



- Systematic investments at regular intervals in all our three portfolios have outperformed their respective benchmarks, acting as a perfect shield to the volatility that the market encountered last year
- Assuming ₹ 1,00,000 invested as SIP at the end of every month
- Start date of SIP is June 30, 2011

Source: Bloomberg, ICICIdirect.com Research

What's in, what's out?

What's in?

Name	Portfolio	Weight
ITC	Largecap	6%
L&T	Largecap	Increased from 4% to 6%
Maruti	Largecap	Increased from 5% to 6%
Eicher Motors	Largecap	Increased from 3% to 4%
Kalpataru Power	Midcap	6%

What's out ?

Name	Portfolio	Weight
Zee Entertainment	Largecap	4%
Asian Paints	Largecap	5%
Tata Motors DVR	Largecap	Reduced from 4% to 3%
Supreme Industries	Midcap	6%

Source: ICICIdirect.com Research

The story of the stocks...

Kalpataru Power (KALPOW)

- Kalpataru Power is a leading power T&D EPC player with well diversified operations in both domestic and international markets. The company has also emerged as a leading EPC player in the railways and oil & gas pipeline infrastructure
- As of 9MFY18, KPTL commands a strong order backlog of ₹ 10532 crore which renders comfortable revenue visibility till FY20E. Till 9MFY18, the company has won significant orders to the tune of ₹ 8440 crore. Going ahead, opportunities in the power T&D space (international markets), railways and pipeline segment will add to order wins. Hence, we build in order inflow of ₹ 10500 crore and ₹ 12000 crore in FY19E and FY20E, respectively
- With robust wins in the infrastructure segment (railways and pipeline), overall revenues are likely to witness revenue CAGR of 15.9% during FY18E-20E. EBITDA margins are likely to be in the 11-11.8% range, which is expected to result in PAT CAGR of 21.9%
- JMC's improved performance and robust outlook in the core EPC business and lower capex intensity in BOT assets may further aid the consolidated performance while the logistics subsidiary that is likely to turn around at PBT level by FY19E may further aid the performance
- Scalability of new business segments, operating leverage gains supported by consistent growth in base business may drastically improve return ratios of the company from 11.4% in FY17 to 13.2 in FY20E. We believe KPTL is on a very strong footing and will get rerated. We value the company on a SoTP basis and arrive at a fair value of ₹ 600/share

(₹ Crore)	FY17	FY18E	FY19E	FY20E
Net Sales	4,894.1	5,508.8	6,483.5	7,399.4
EBITDA	546.3	621.4	745.2	864.5
PAT	284.7	322.2	398.9	478.6
EPS (₹)	18.5	21.0	26.0	31.2
P/E (x)	24.8	21.9	17.7	14.7
RoE (%)	11.2	11.4	12.5	13.2
RoCE (%)	15.5	16.1	17.5	18.4

ITC (ITC)

- ITC is a leading player in the Indian cigarettes industry with a market share of over 80%. Apart from cigarettes, it has a diversified presence in the hotels, agri, paperboards & packaging and FMCG industry. ITC has successfully built the FMCG brands, which have recorded strong sales growth over a short span of time, e.g. Aashirvaad (~₹ 3500 crore), Sunfeast (~₹ 3000 crore) and Bingo (more than ₹ 1000 crore)
- Additionally, it is foraying into new segments like dairy (Aashirvaad Svasti ghee), premium chocolates (Flabelle), juices (B Naturals) and Coffee (Sunbean), which bodes well for the company's long term revenue target of ₹ 1 lakh crore by FY30. Post GST implementation, ITC would be the key beneficiary of a) demand revival, b) shift in consumption pattern (from unorganised to organised) and c) supply chain benefits
- We value the cigarettes business at ₹ 223 (P/E multiple of 25x FY20E EPS), FMCG at ₹ 61 (5x MCap/sales FY20E), paperboards at ₹ 9 (6x FY20E EV/EBITDA), agri-business at ₹ 6 (3x P/BV FY19E) and hotels at ₹ 8 (2x EV/room FY20E) and also added the cash per share of ₹ 13. We believe revenue growth and profitability of FMCG business would be the key driven catalyst for the growth over the long term period. We maintain our BUY rating on the stock price with a target price of ₹ 320 per share

(₹ Crore)	FY17	FY18E	FY19E	FY20E
Revenue (₹ crore)	39,641.9	39,114.9	44,534.9	48,688.1
EBITDA (₹ crore)	14,578.0	14,478.7	16,908.0	18,598.1
Net Profit (₹ crore)	10,200.9	10,590.2	11,987.4	13,155.3
EPS (₹)	8.4	8.7	9.9	10.8
P/E (x)	32.4	31.2	27.6	25.1
P/BV (x)	7.3	6.7	6.6	6.4
ROE (%)	22.5	21.0	23.8	25.4
ROCE (%)	32.9	29.9	34.3	36.7

Source: Bloomberg ICICIdirect.com Research

Large cap portfolio

Earlier

Name of the company	Weightage(%)
Auto	16.0
Tata Motor DVR	4.0
Maruti	5.0
EICHER Motors	3.0
Mahindra & Mahindra (M&M)	4.0
BFSI	37.0
HDFC Bank	10.0
Axis Bank	6.0
HDFC	9.0
Bajaj Finance	6.0
SBI	6.0
Capital Goods	4.0
L & T	4.0
Cement	4.0
UltraTech Cement	4.0
FMCG/Consumer	18.0
Dabur	5.0
Marico	4.0
Asian Paints	5.0
Nestle	4.0
IT	6.0
TCS	6.0
Media	4.0
Zee Entertainment	4.0
Metals	6.0
Hindustan Zinc	6.0
Oil and Gas	5.0
GAIL Ltd.	5.0
Total	100.0

Now

Name of the company	Weightage(%)
Auto	17.0
Tata Motor DVR	3.0
Maruti	6.0
EICHER Motors	4.0
Mahindra & Mahindra (M&M)	4.0
BFSI	37.0
HDFC Bank	10.0
Axis Bank	6.0
HDFC	9.0
Bajaj Finance	6.0
SBI	6.0
Capital Goods	6.0
L & T	6.0
Cement	4.0
UltraTech Cement	4.0
FMCG/Consumer	19.0
Dabur	5.0
Marico	4.0
ITC	6.0
Nestle	4.0
IT	6.0
TCS	6.0
Metals	6.0
Hindustan Zinc	6.0
Oil and Gas	5.0
GAIL Ltd.	5.0
Total	100.0

Source: Bloomberg, ICICIdirect.com Research

Midcap portfolio

Earlier

Name of the company	Weightage(%)
Auto	6.0
Bharat Forge	6.0
BFSI	20.0
Bajaj Finserve	8.0
J&K Bank	6.0
Indian Bank	6.0
Capital Goods	6.0
Bharat Electronics	6.0
Cement	6.0
Ramco Cement	6.0
Consumer	36.0
Symphony	6.0
Supreme Ind	6.0
Kansai Nerolac	6.0
Pidilite	6.0
Tata Chemicals	6.0
Bata	6.0
Metals	6.0
Graphite India	6.0
Infrastructure	8.0
NBCC	8.0
Logistics	6.0
Container Corporation of India	6.0
Textile	6.0
Arvind	6.0
Total	100.0

Now

Name of the company	Weightage(%)
Auto	6.0
Bharat Forge	6.0
BFSI	20.0
Bajaj Finserve	8.0
J&K Bank	6.0
Indian Bank	6.0
Capital Goods	12.0
Bharat Electronics	6.0
Kalpataru Power transmission	6.0
Cement	6.0
Ramco Cement	6.0
Consumer	30.0
Symphony	6.0
Kansai Nerolac	6.0
Pidilite	6.0
Tata Chemicals	6.0
Bata	6.0
Metals	6.0
Graphite India	6.0
Infrastructure	8.0
NBCC	8.0
Logistics	6.0
Container Corporation of India	6.0
Textile	6.0
Arvind	6.0
Total	100.0

Source: Bloomberg, ICICIdirect.com Research

Diversified portfolio (1/2)

Earlier

Name of the company	Weightage(%)
Auto	13.0
Tata Motor DVR	2.8
Maruti	3.5
Eicher Motors	2.1
Bharat Forge	1.8
Mahindra & Mahindra (M&M)	2.8
Consumer Discretionary	16.1
Symphony	1.8
Supreme Ind	1.8
Kansai Nerolac	1.8
Pidilite	1.8
Asian Paints	3.5
Arvind	1.8
Tata Chemicals	1.8
Bata	1.8
BFSI	31.9
HDFC Bank	7.0
Axis Bank	4.2
SBI	4.2
HDFC	6.3
Bajaj Finance	4.2
Bajaj Finserve	2.4
J&K Bank	1.8
Indian Bank	1.8
Power, Infrastructure & Cement	13.4
L & T	2.8
UltraTech Cement	2.8
Ramco Cement	1.8
NBCC	2.4
Bharat Electronics	1.8
Container Corporation of India	1.8

Now

Name of the company	Weightage(%)
Auto	13.7
Tata Motor DVR	2.1
Maruti	4.2
Eicher Motors	2.8
Bharat Forge	1.8
0	2.8
Consumer Discretionary	15.0
Symphony	1.8
Kansai Nerolac	1.8
Pidilite	1.8
ITC	4.2
Arvind	1.8
Container Corporation of India	1.8
Textile	1.8
BFSI	31.9
HDFC Bank	7.0
Axis Bank	4.2
SBI	4.2
HDFC	6.3
Bajaj Finance	4.2
Bajaj Finserve	2.4
J&K Bank	1.8
Indian Bank	1.8
Power, Infrastructure & Cement	16.6
L & T	4.2
Kalpataru Power transmission	1.8
UltraTech Cement	2.8
Ramco Cement	1.8
NBCC	2.4
Bharat Electronics	1.8
Container Corporation of India	1.8

Source: Bloomberg, ICICIdirect.com Research

Diversified portfolio (2/2)

Earlier

Name of the company	Weightage(%)
FMCG	9.1
Nestle	2.8
Marico	2.8
Dabur	3.5
Metals	6.0
Hindustan Zinc	4.2
Graphite India	1.8
IT	4.2
TCS	4.2
Media	2.8
Zee Entertainment	2.8
Oil and Gas	3.5
GAIL Ltd.	3.5
Total	100.0

Now

Name of the company	Weightage(%)
FMCG	9.1
Nestle	2.8
Marico	2.8
Dabur	3.5
Metals	6.0
Hindustan Zinc	4.2
Graphite India	1.8
IT	4.2
TCS	4.2
Oil and Gas	3.5
GAIL Ltd.	3.5
Total	100.0

Source: Bloomberg, ICICIdirect.com Research



Pankaj Pandey

Head – Research

pankaj.pandey@icicisecurities.com

ICICIdirect.com Research Desk,
ICICI Securities Limited,
1st Floor, Akruiti Trade Centre,
Road No 7, MIDC
Andheri (East)
Mumbai – 400 093
research@icicidirect.com

ANALYST CERTIFICATION

We /I, Pankaj Pandey, Research Analysts, authors and the names subscribed to this report, hereby certify that all of the views expressed in this research report accurately reflect our views about the subject issuer(s) or securities. We also certify that no part of our compensation was, is, or will be directly or indirectly related to the specific recommendation(s) or view(s) in this report.

Terms & conditions and other disclosures:

ICICI Securities Limited (ICICI Securities) is a full-service, integrated investment banking and is, inter alia, engaged in the business of stock brokering and distribution of financial products. ICICI Securities Limited is a Sebi registered Research Analyst with Sebi Registration Number – INH000000990. ICICI Securities is a wholly-owned subsidiary of ICICI Bank which is India's largest private sector bank and has its various subsidiaries engaged in businesses of housing finance, asset management, life insurance, general insurance, venture capital fund management, etc. ("associates"), the details in respect of which are available on www.icicibank.com.

ICICI Securities is one of the leading merchant bankers/ underwriters of securities and participate in virtually all securities trading markets in India. We and our associates might have investment banking and other business relationship with a significant percentage of companies covered by our Investment Research Department. ICICI Securities generally prohibits its analysts, persons reporting to analysts and their relatives from maintaining a financial interest in the securities or derivatives of any companies that the analysts cover.

The information and opinions in this report have been prepared by ICICI Securities and are subject to change without any notice. The report and information contained herein is strictly confidential and meant solely for the selected recipient and may not be altered in any way, transmitted to, copied or distributed, in part or in whole, to any other person or to the media or reproduced in any form, without prior written consent of ICICI Securities. While we would endeavour to update the information herein on a reasonable basis, ICICI Securities is under no obligation to update or keep the information current. Also, there may be regulatory, compliance or other reasons that may prevent ICICI Securities from doing so. Non-rated securities indicate that rating on a particular security has been suspended temporarily and such suspension is in compliance with applicable regulations and/or ICICI Securities policies, in circumstances where ICICI Securities might be acting in an advisory capacity to this company, or in certain other circumstances.

This report is based on information obtained from public sources and sources believed to be reliable, but no independent verification has been made nor is its accuracy or completeness guaranteed. This report and information herein is solely for informational purpose and shall not be used or considered as an offer document or solicitation of offer to buy or sell or subscribe for securities or other financial instruments. Though disseminated to all the customers simultaneously, not all customers may receive this report at the same time. ICICI Securities will not treat recipients as customers by virtue of their receiving this report. Nothing in this report constitutes investment, legal, accounting and tax advice or a representation that any investment or strategy is suitable or appropriate to your specific circumstances. The securities discussed and opinions expressed in this report may not be suitable for all investors, who must make their own investment decisions, based on their own investment objectives, financial positions and needs of specific recipient. This may not be taken in substitution for the exercise of independent judgment by any recipient. The recipient should independently evaluate the investment risks. The value and return on investment may vary because of changes in interest rates, foreign exchange rates or any other reason. ICICI Securities accepts no liabilities whatsoever for any loss or damage of any kind arising out of the use of this report. Past performance is not necessarily a guide to future performance. Investors are advised to see Risk Disclosure Document to understand the risks associated before investing in the securities markets. Actual results may differ materially from those set forth in projections. Forward-looking statements are not predictions and may be subject to change without notice.

ICICI Securities or its associates might have managed or co-managed public offering of securities for the subject company or might have been mandated by the subject company for any other assignment in the past twelve months.

ICICI Securities or its associates might have received any compensation from the companies mentioned in the report during the period preceding twelve months from the date of this report for services in respect of managing or co-managing public offerings, corporate finance, investment banking or merchant banking, brokerage services or other advisory service in a merger or specific transaction.

ICICI Securities or its associates might have received any compensation for products or services other than investment banking or merchant banking or brokerage services from the companies mentioned in the report in the past twelve months.

ICICI Securities encourages independence in research report preparation and strives to minimize conflict in preparation of research report. ICICI Securities or its associates or its analysts did not receive any compensation or other benefits from the companies mentioned in the report or third party in connection with preparation of the research report. Accordingly, neither ICICI Securities nor Research Analysts and their relatives have any material conflict of interest at the time of publication of this report.

It is confirmed that Pankaj Pandey Research Analysts of this report have not received any compensation from the companies mentioned in the report in the preceding twelve months.

Compensation of our Research Analysts is not based on any specific merchant banking, investment banking or brokerage service transactions.

ICICI Securities or its subsidiaries collectively or Research Analysts or their relatives do not own 1% or more of the equity securities of the Company mentioned in the report as of the last day of the month preceding the publication of the research report.

Since associates of ICICI Securities are engaged in various financial service businesses, they might have financial interests or beneficial ownership in various companies including the subject company/companies mentioned in this report.

ICICI Securities has received an investment banking mandate from Government of India for disinvestment in ONGC. This report is prepared based on publicly available information

ICICI Securities has received an investment banking mandate from Government of India for disinvestment in Bharat Electronics. This report is prepared based on publicly available information.