

Voice of the head – Non-SMS channels seeing healthy traction

Information Technology ▶ Company Update ▶ September 04, 2025

CMP (Rs): 850 | TP (Rs): 1,100

We interacted with Rajdipkumar Gupta, MD and CEO - Route Mobile, to understand the demand environment/outlook. KTAs: i) After a steep decline in Q1 revenue, the business is seeing signs of stability on sequential basis. Route expects to fare better in Q2 vs Q1. Further, Q3 is likely to benefit from seasonality. The SMS demand environment has been steady since a few months, while traction is seen across non-SMS channels like WhatsApp, RCS, Email, etc. ii) Route intends to defend gross margin at the Q1FY26 level (~21%) and aspires to improve EBITDAM to 12-13% in the medium term. iii) It is leveraging Proximus's synergies through Telesign's expertise in digital identity and fraud prevention and, with BICS's integration into Proximus Global, it can gain direct access to the global telecom ecosystems for scaling-up its firewall solutions. iv) It is working on driving cross-sell/up-sell opportunities, thus offering Telesign's digital identity and fraud prevention solutions across Route's stronghold markets in Asia, Africa, and the Middle East along with Route's CPaaS offerings to enterprise client networks in Europe and US. v) The company onboarded a major LatAm MNO, and is expected to roll out AI-driven firewall and threat protection solutions across its markets. The management refrained from providing specific revenue growth/margin guidance, given continued softness in the A2P SMS segment, customers shifting to alternate channels, and macro uncertainty; however, it indicated signs of stability on sequential basis and its aspiration of delivering sustainable profitable growth over the medium term. We retain BUY on the stock with TP of Rs1,100, at 18x Jun-27E EPS.

Unlocking synergies with Proximus Group

Route Mobile is expected to benefit from synergies with the Proximus Group by utilizing BICS's global operator relationships and routing efficiencies, while also leveraging Telesign's enterprise relationship and expertise in digital identity and fraud prevention. Proximus Global unlocks a unique value chain that seamlessly connects enterprise demand (Route Mobile), operator access (BICS), and digital trust (Telesign). It could further bolster cross-selling of products across regions and deepen credibility with large enterprises, thus accelerating penetration in Europe and North America—markets where it has historically had limited presence.

Advancing up the value chain

Route is moving up the value chain by shifting, from being a channel provider to a solutions-led CPaaS player. It is monetizing telecom network APIs via initiatives like Catana/Aduna, while investing in digital identity solutions as authentication shifts beyond SMS. In FY25, new product revenue grew 38% YoY on rising enterprise demand for IP-based messaging—WhatsApp, RCS, and Email—as well as end-to-end omnichannel capabilities. Alongside AI-driven fraud protection (365guard) and strategic partnerships and alliances with Microsoft, Infosys and other partners would position Route as a trusted solutions enabler. The CPaaS industry faced growth challenges in recent quarters, though the management remains optimistic about the medium-term growth potential.

Route Mobile: Financial Snapshot (Consolidated)

Y/E Mar (Rs mn)	FY24	FY25	FY26E	FY27E	FY28E
Revenue	40,233	45,756	44,428	48,865	53,763
EBITDA	5,111	5,278	4,974	5,460	5,900
Adj. PAT	3,581	3,373	2,870	3,673	4,136
Adj. EPS (Rs)	57.0	53.5	45.6	58.3	65.6
EBITDA margin (%)	12.7	11.5	11.2	11.2	11.0
EBITDA growth (%)	15.1	3.3	(5.8)	9.8	8.1
Adj. EPS growth (%)	8.9	(6.1)	(14.9)	27.9	12.6
RoE (%)	18.0	14.7	11.3	13.2	13.5
RoIC (%)	25.5	20.9	20.6	23.1	24.8
P/E (x)	14.2	16.8	18.7	14.6	13.0
EV/EBITDA (x)	9.6	9.3	9.9	9.0	8.3
P/B (x)	2.5	2.2	2.0	1.8	1.7
FCFF yield (%)	(2.7)	11.9	7.4	7.8	8.0

Source: Company, Emkay Research

Target Price – 12M	Jun-26
Change in TP (%)	-
Current Reco.	BUY
Previous Reco.	BUY
Upside/(Downside) (%)	29.4

Stock Data	ROUTE IN
52-week High (Rs)	1,708
52-week Low (Rs)	841
Shares outstanding (mn)	63.0
Market-cap (Rs bn)	54
Market-cap (USD mn)	608
Net-debt, FY26E (Rs mn)	(11,862.0)
ADTV-3M (mn shares)	0
ADTV-3M (Rs mn)	317.7
ADTV-3M (USD mn)	3.6
Free float (%)	25.1
Nifty-50	24,715.1
INR/USD	88.1

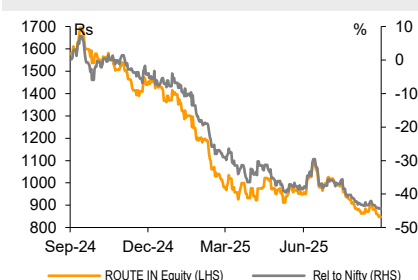
Shareholding, Jun-25

Promoters (%)	74.9
FPIs/MFs (%)	3.6/7.9

Price Performance

(%)	1M	3M	12M
Absolute	(3.9)	(10.9)	(46.2)
Rel. to Nifty	(4.4)	(11.5)	(45.0)

1-Year share price trend (Rs)



Dipeshkumar Mehta

dipeshkumar.mehta@emkayglobal.com
+91-22-66121253

Jimit Gandhi

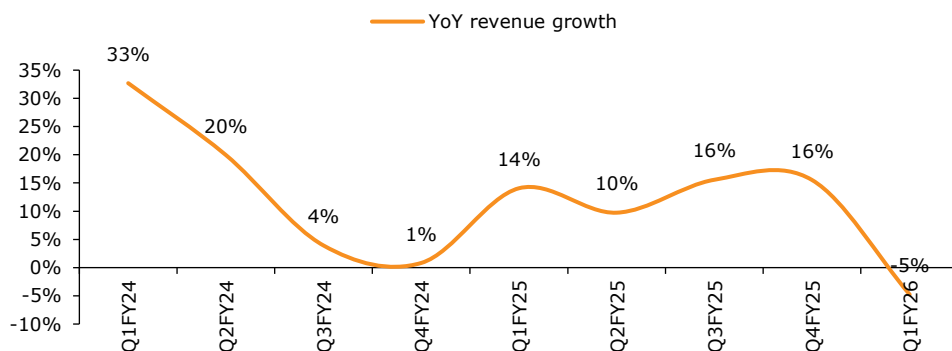
jimit.gandhi@emkayglobal.com
+91-22-66121255

Shivang Bagla

shivang.bagla@emkayglobal.com
+91-22-66242491

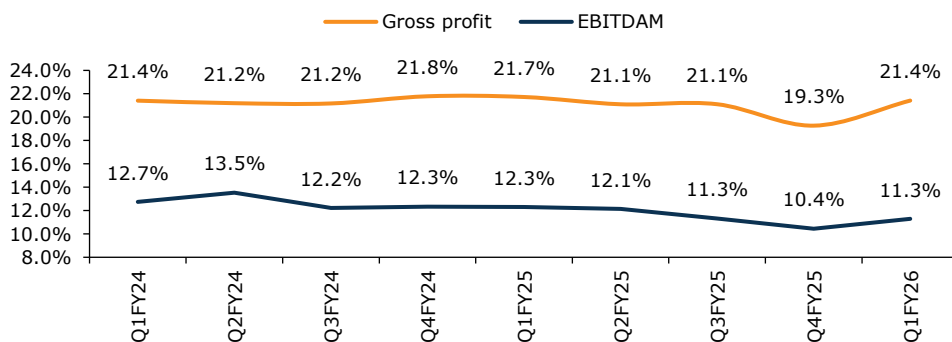
Story in Charts

Exhibit 1: Revenue fell in Q1 due to a large client shifting to sourcing directly from MNOs, decline in volume from CPaaS aggregators, termination of certain low-margin contracts, and realization pressure in domestic volume



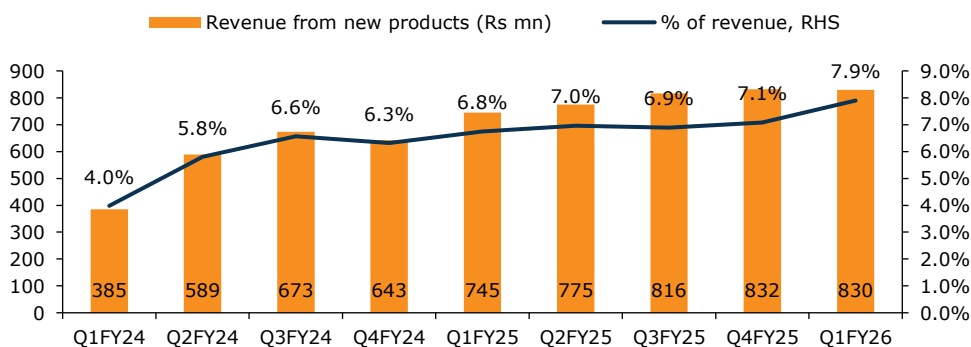
Source: Company, Emkay Research

Exhibit 2: Margin steady – In Q1, expansion in gross margin QoQ was partially offset by rise in employee costs due to salary hike



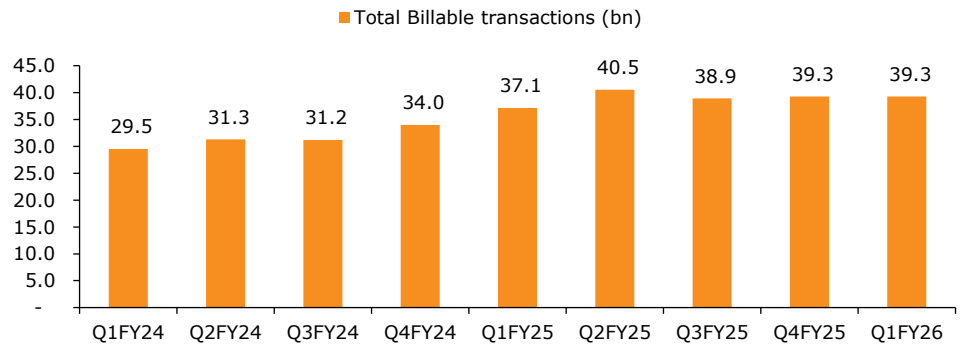
Source: Company, Emkay Research

Exhibit 3: New products revenue, as a % of revenue, on an increasing trend



Source: Company, Emkay Research

This report is intended for Team White Marquee Solutions (team.emkay@whitemarquesolutions)

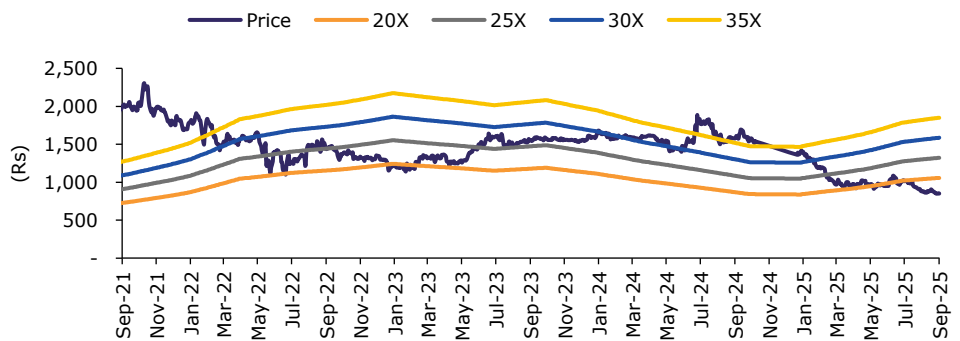
Exhibit 4: Total billable transactions growth moderates

Source: Company, Emkay Research

Exhibit 5: Changes in estimates

(Rs mn)	FY26E			FY27E			FY28E		
	Old	New	Change	Old	New	Change	Old	New	Change
Revenue	44,428	44,428	0.0%	48,865	48,865	0.0%	53,763	53,763	0.0%
YoY growth (%)	-2.9	-2.9		10.0	10.0		10.0	10.0	
EBIT	4,078	4,075	-0.1%	4,533	4,528	-0.1%	4,948	4,943	-0.1%
EBIT margins (%)	9.2	9.2		9.3	9.3		9.2	9.2	
Net profit	2,873	2,870	-0.1%	3,676	3,673	-0.1%	4,140	4,136	-0.1%
EPS (Rs)	45.6	45.6	-0.1%	58.4	58.3	-0.1%	65.7	65.6	-0.1%

Source: Company, Emkay Research

Exhibit 6: Route Mobile – One-year forward PER

Source: Bloomberg, Emkay Research

This report is intended for Team White Marquee Solutions (team.emkay@whitemarquesolutions)

Route Mobile: Consolidated Financials and Valuations

Profit & Loss					
Y/E Mar (Rs mn)	FY24	FY25	FY26E	FY27E	FY28E
Revenue	40,233	45,756	44,428	48,865	53,763
Revenue growth (%)	12.7	13.7	(2.9)	10.0	10.0
EBITDA	5,111	5,278	4,974	5,460	5,900
EBITDA growth (%)	15.1	3.3	(5.8)	9.8	8.1
Depreciation & Amortization	862	891	899	932	957
EBIT	4,249	4,387	4,075	4,528	4,943
EBIT growth (%)	17.2	3.2	(7.1)	11.1	9.2
Other operating income	-	-	-	-	-
Other income	405	468	295	772	950
Financial expense	273	409	431	320	292
PBT	4,381	4,446	3,939	4,980	5,601
Extraordinary items	168	(185)	0	0	0
Taxes	662	922	876	1,096	1,232
Minority interest	(138)	(151)	(193)	(212)	(233)
Income from JV/Associates	-	-	-	-	-
Reported PAT	3,750	3,189	2,870	3,673	4,136
PAT growth (%)	14.6	(15.0)	(10.0)	27.9	12.6
Adjusted PAT	3,581	3,373	2,870	3,673	4,136
Diluted EPS (Rs)	57.0	53.5	45.6	58.3	65.6
Diluted EPS growth (%)	8.9	(6.1)	(14.9)	27.9	12.6
DPS (Rs)	11.1	11.8	12.0	16.0	18.0
Dividend payout (%)	18.6	23.3	26.3	27.4	27.4
EBITDA margin (%)	12.7	11.5	11.2	11.2	11.0
EBIT margin (%)	10.6	9.6	9.2	9.3	9.2
Effective tax rate (%)	15.1	20.7	22.2	22.0	22.0
NOPLAT (pre-IndAS)	3,607	3,477	3,169	3,532	3,856
Shares outstanding (mn)	63	63	63	63	63

Source: Company, Emkay Research

Balance Sheet					
Y/E Mar (Rs mn)	FY24	FY25	FY26E	FY27E	FY28E
Share capital	628	630	630	630	630
Reserves & Surplus	20,868	23,690	25,804	28,469	31,471
Net worth	21,496	24,320	26,434	29,099	32,101
Minority interests	213	321	513	725	958
Non-current liab. & prov.	390	280	280	280	280
Total debt	3,496	4,410	2,850	2,350	2,350
Total liabilities & equity	25,883	29,602	30,384	32,760	35,995
Net tangible fixed assets	378	343	326	299	272
Net intangible assets	3,215	2,680	2,080	1,465	850
Net ROU assets	260	244	192	131	87
Capital WIP	256	324	256	256	256
Goodwill	5,125	4,911	4,911	4,911	4,911
Investments [JV/Associates]	-	-	-	-	-
Cash & equivalents	7,715	13,488	14,712	17,042	19,845
Current assets (ex-cash)	17,669	16,133	15,936	17,480	19,479
Current Liab. & Prov.	8,733	8,519	8,029	8,824	9,704
NWC (ex-cash)	8,935	7,614	7,907	8,656	9,775
Total assets	25,883	29,602	30,384	32,760	35,995
Net debt	(4,218)	(9,078)	(11,862)	(14,692)	(17,495)
Capital employed	25,883	29,602	30,384	32,760	35,995
Invested capital	17,652	15,547	15,223	15,331	15,807
BVPS (Rs)	342.4	386.0	419.6	461.9	509.6
Net Debt/Equity (x)	(0.2)	(0.4)	(0.4)	(0.5)	(0.5)
Net Debt/EBITDA (x)	(0.8)	(1.7)	(2.4)	(2.7)	(3.0)
Interest coverage (x)	17.1	11.9	10.1	16.6	20.2
RoCE (%)	20.9	17.9	14.9	17.1	17.4

Source: Company, Emkay Research

Cash flows					
Y/E Mar (Rs mn)	FY24	FY25	FY26E	FY27E	FY28E
PBT (ex-other income)	4,551	4,261	3,939	4,980	5,601
Others (non-cash items)	713	1,316	899	932	957
Taxes paid	(746)	(985)	(876)	(1,096)	(1,232)
Change in NWC	(5,494)	1,432	(184)	(748)	(1,119)
Operating cash flow	(976)	6,025	3,778	4,068	4,206
Capital expenditure	(356)	(191)	(162)	(230)	(270)
Acquisition of business	(1,591)	(164)	(110)	0	0
Interest & dividend income	222	169	0	0	0
Investing cash flow	(21)	(2,601)	(4,449)	(2,530)	(3,070)
Equity raised/(repaid)	0	68	0	0	0
Debt raised/(repaid)	2,527	824	(1,526)	(500)	0
Payment of lease liabilities	(109)	(132)	0	0	0
Interest paid	(142)	(357)	0	0	0
Dividend paid (incl tax)	(696)	(742)	(756)	(1,008)	(1,134)
Others	0	0	0	0	0
Financing cash flow	1,580	(338)	(2,282)	(1,508)	(1,134)
Net chg in Cash	583	3,086	(2,952)	30	2
OCF	(976)	6,025	3,778	4,068	4,206
Adj. OCF (w/o NWC chg.)	4,518	4,593	3,962	4,817	5,326
FCFF	(1,332)	5,834	3,615	3,838	3,936
FCFE	(1,382)	5,594	3,184	3,518	3,644
OCF/EBITDA (%)	(19.1)	114.2	76.0	74.5	71.3
FCFE/PAT (%)	(36.9)	175.4	110.9	95.8	88.1
FCFF/NOPLAT (%)	(36.9)	167.8	114.1	108.7	102.1

Source: Company, Emkay Research

Valuations and key Ratios					
Y/E Mar	FY24	FY25	FY26E	FY27E	FY28E
P/E (x)	14.2	16.8	18.7	14.6	13.0
EV/CE(x)	2.0	1.7	1.7	1.5	1.4
P/B (x)	2.5	2.2	2.0	1.8	1.7
EV/Sales (x)	1.2	1.1	1.1	1.0	0.9
EV/EBITDA (x)	9.6	9.3	9.9	9.0	8.3
EV/EBIT(x)	11.6	11.2	12.1	10.9	9.9
EV/IC (x)	2.8	3.2	3.2	3.2	3.1
FCFF yield (%)	(2.7)	11.9	7.4	7.8	8.0
FCFE yield (%)	(2.6)	10.4	5.9	6.6	6.8
Dividend yield (%)	1.3	1.4	1.4	1.9	2.1
DuPont-RoE split					
Net profit margin (%)	8.9	7.4	6.5	7.5	7.7
Total asset turnover (x)	1.8	1.7	1.5	1.6	1.6
Assets/Equity (x)	1.1	1.2	1.2	1.1	1.1
RoE (%)	18.0	14.7	11.3	13.2	13.5
DuPont-RoIC					
NOPLAT margin (%)	9.0	7.6	7.1	7.2	7.2
IC turnover (x)	2.8	2.8	2.9	3.2	3.5
RoIC (%)	25.5	20.9	20.6	23.1	24.8
Operating metrics					
Core NWC days	81.1	60.7	65.0	64.7	66.4
Total NWC days	81.1	60.7	65.0	64.7	66.4
Fixed asset turnover	3.5	3.9	3.7	4.0	4.2
Opex-to-revenue (%)	87.3	88.5	88.8	88.8	89.0

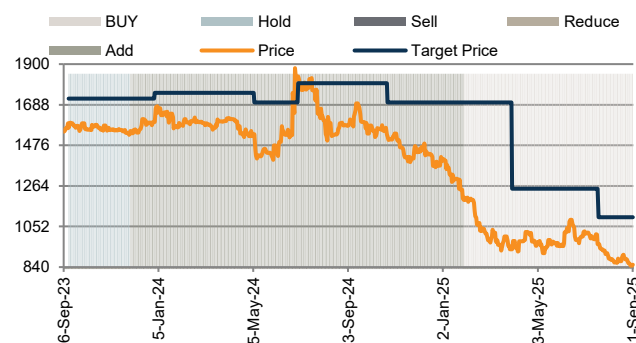
Source: Company, Emkay Research

RECOMMENDATION HISTORY - DETAILS

Date	Closing Price (Rs)	TP (Rs)	Rating	Analyst
19-Jul-25	960	1,100	Buy	Dipeshkumar Mehta
01-Jul-25	1,026	1,250	Buy	Dipeshkumar Mehta
08-May-25	943	1,250	Buy	Dipeshkumar Mehta
31-Mar-25	932	1,250	Buy	Dipeshkumar Mehta
28-Jan-25	1,191	1,700	Buy	Dipeshkumar Mehta
01-Jan-25	1,402	1,700	Add	Dipeshkumar Mehta
23-Oct-24	1,523	1,700	Add	Dipeshkumar Mehta
01-Oct-24	1,579	1,800	Add	Dipeshkumar Mehta
23-Jul-24	1,710	1,800	Add	Dipeshkumar Mehta
01-Jul-24	1,836	1,800	Add	Dipeshkumar Mehta
09-Jun-24	1,495	1,700	Add	Dipeshkumar Mehta
03-Jun-24	1,461	1,700	Add	Dipeshkumar Mehta
27-May-24	1,430	1,700	Add	Dipeshkumar Mehta
06-May-24	1,535	1,700	Add	Dipeshkumar Mehta
31-Mar-24	1,602	1,750	Add	Dipeshkumar Mehta
01-Mar-24	1,594	1,750	Add	Dipeshkumar Mehta
24-Jan-24	1,565	1,750	Add	Dipeshkumar Mehta
31-Dec-23	1,599	1,750	Add	Dipeshkumar Mehta
30-Nov-23	1,550	1,720	Add	Dipeshkumar Mehta
28-Oct-23	1,579	1,720	Hold	Dipeshkumar Mehta

Source: Company, Emkay Research

RECOMMENDATION HISTORY - TREND



Source: Company, Bloomberg, Emkay Research

This report is intended for Team White Marque Solutions (team.emkay@whitemarquesolutions)

GENERAL DISCLOSURE/DISCLAIMER BY EMKAY GLOBAL FINANCIAL SERVICES LIMITED (EGFSL):

Emkay Global Financial Services Limited (CIN-L67120MH1995PLC084899) and its affiliates are a full-service, brokerage, investment banking, investment management and financing group. Emkay Global Financial Services Limited (EGFSL) along with its affiliates are participants in virtually all securities trading markets in India. EGFSL was established in 1995 and is one of India's leading brokerage and distribution house. EGFSL is a corporate trading member of BSE Limited (BSE), National Stock Exchange of India Limited (NSE), MCX Stock Exchange Limited (MCX-SX), Multi Commodity Exchange of India Ltd (MCX) and National Commodity & Derivatives Exchange Limited (NCDEX) (hereinafter referred to be as "Stock Exchange(s)"). EGFSL along with its [affiliates] offers the most comprehensive avenues for investments and is engaged in the businesses including stock broking (Institutional and retail), merchant banking, commodity broking, depository participant, portfolio management and services rendered in connection with distribution of primary market issues and financial products like mutual funds, fixed deposits. Details of associates are available on our website i.e. www.emkayglobal.com.

EGFSL is registered as Research Analyst with the Securities and Exchange Board of India ("SEBI") bearing registration Number INH000000354 as per SEBI (Research Analysts) Regulations, 2014. EGFSL hereby declares that it has not defaulted with any Stock Exchange nor its activities were suspended by any Stock Exchange with whom it is registered in last five years. However, SEBI and Stock Exchanges had conducted their routine inspection and based on their observations have issued advice letters or levied minor penalty on EGFSL for certain operational deviations in ordinary/routine course of business. EGFSL has not been debarred from doing business by any Stock Exchange / SEBI or any other authorities; nor has its certificate of registration been cancelled by SEBI at any point of time.

EGFSL offers research services to its existing clients as well as prospects. The analyst for this report certifies that all of the views expressed in this report accurately reflect his or her personal views about the subject company or companies and its or their securities, and no part of his or her compensation was, is or will be, directly or indirectly related to specific recommendations or views expressed in this report.

This report is based on information obtained from public sources and sources believed to be reliable, but no independent verification has been made nor is its accuracy or completeness guaranteed. This report and information herein is solely for informational purpose and shall not be used or considered as an offer document or solicitation of offer to buy or sell or subscribe for securities or other financial instruments. Though disseminated to all the clients simultaneously, not all clients may receive this report at the same time. The securities discussed and opinions expressed in this report may not be suitable for all investors, who must make their own investment decisions, based on their own investment objectives, financial positions and needs of specific recipient.

EGFSL and/or its affiliates may seek investment banking or other business from the company or companies that are the subject of this material. EGFSL may have issued or may issue other reports (on technical or fundamental analysis basis) of the same subject company that are inconsistent with and reach different conclusion from the information, recommendations or information presented in this report or are contrary to those contained in this report. Users of this report may visit www.emkayglobal.com to view all Research Reports of EGFSL. The views and opinions expressed in this document may or may not match or may be contrary with the views, estimates, rating, and target price of the research published by any other analyst or by associate entities of EGFSL; our proprietary trading, investment businesses or other associate entities may make investment decisions that are inconsistent with the recommendations expressed herein. In reviewing these materials, you should be aware that any or all of the foregoing, among other things, may give rise to real or potential conflicts of interest including but not limited to those stated herein. Additionally, other important information regarding our relationships with the company or companies that are the subject of this material is provided herein. All material presented in this report, unless specifically indicated otherwise, is under copyright to Emkay. None of the material, nor its content, nor any copy of it, may be altered in any way, transmitted to, copied or distributed to any other party, without the prior express written permission of EGFSL. All trademarks, service marks and logos used in this report are trademarks or registered trademarks of EGFSL or its affiliates. The information contained herein is not intended for publication or distribution or circulation in any manner whatsoever and any unauthorized reading, dissemination, distribution or copying of this communication is prohibited unless otherwise expressly authorized. Please ensure that you have read "Risk Disclosure Document for Capital Market and Derivatives Segments" as prescribed by Securities and Exchange Board of India before investing in Indian Securities Market. In so far as this report includes current or historic information, it is believed to be reliable, although its accuracy and completeness cannot be guaranteed.

This report has not been reviewed or authorized by any regulatory authority. There is no planned schedule or frequency for updating research report relating to any issuer/subject company.

Please contact the primary analyst for valuation methodologies and assumptions associated with the covered companies or price targets.

Disclaimer for U.S. persons only: Research report is a product of Emkay Global Financial Services Ltd., under Marco Polo Securities 15a6 chaperone service, which is the employer of the research analyst(s) who has prepared the research report. The research analyst(s) preparing the research report is/are resident outside the United States (U.S.) and are not associated persons of any U.S. regulated broker-dealer and therefore the analyst(s) is/are not subject to supervision by a U.S. broker-dealer, and is/are not required to satisfy the regulatory licensing requirements of Financial Institutions Regulatory Authority (FINRA) or required to otherwise comply with U.S. rules or regulations regarding, among other things, communications with a subject company, public appearances and trading securities held by a research analyst account.

This report is intended for distribution to "Major Institutional Investors" as defined by Rule 15a-6(b)(4) of the U.S. Securities and Exchange Act, 1934 (the Exchange Act) and interpretations thereof by U.S. Securities and Exchange Commission (SEC) in reliance on Rule 15a 6(a)(2). If the recipient of this report is not a Major Institutional Investor as specified above, then it should not act upon this report and return the same to the sender. Further, this report may not be copied, duplicated and/or transmitted onward to any U.S. person, which is not the Major Institutional Investor. In reliance on the exemption from registration provided by Rule 15a-6 of the Exchange Act and interpretations thereof by the SEC in order to conduct certain business with Major Institutional Investors. Emkay Global Financial Services Ltd. has entered into a chaperoning agreement with a U.S. registered broker-dealer, Marco Polo Securities Inc. ("Marco Polo"). Transactions in securities discussed in this research report should be effected through Marco Polo or another U.S. registered broker dealer.

This report is intended for Team White Marque Solutions (team.emkay@whitemarquessolutions.com)

RESTRICTIONS ON DISTRIBUTION

This report is not directed to, or intended for distribution to or use by, any person or entity who is a citizen or resident of or located in any locality, state, country or other jurisdiction where such distribution, publication, availability or use would be contrary to law or regulation. Except otherwise restricted by laws or regulations, this report is intended only for qualified, professional, institutional or sophisticated investors as defined in the laws and regulations of such jurisdictions. Specifically, this document does not constitute an offer to or solicitation to any U.S. person for the purchase or sale of any financial instrument or as an official confirmation of any transaction to any U.S. person. Unless otherwise stated, this message should not be construed as official confirmation of any transaction. No part of this document may be distributed in Canada or used by private customers in United Kingdom.

ANALYST CERTIFICATION BY EMKAY GLOBAL FINANCIAL SERVICES LIMITED (EGFSL)

The research analyst(s) primarily responsible for the content of this research report, in part or in whole, certifies that the views about the companies and their securities expressed in this report accurately reflect his/her personal views. The analyst(s) also certifies that no part of his/her compensation was, is, or will be, directly or indirectly, related to specific recommendations or views expressed in the report. The research analyst (s) primarily responsible of the content of this research report, in part or in whole, certifies that he or his associated persons¹ may have served as an officer, director or employee of the issuer or the new listing applicant (which includes in the case of a real estate investment trust, an officer of the management company of the real estate investment trust; and in the case of any other entity, an officer or its equivalent counterparty of the entity who is responsible for the management of the issuer or the new listing applicant). The research analyst(s) primarily responsible for the content of this research report or his associate may have Financial Interests² in relation to an issuer or a new listing applicant that the analyst reviews. EGFSL has procedures in place to eliminate, avoid and manage any potential conflicts of interests that may arise in connection with the production of research reports. The research analyst(s) responsible for this report operates as part of a separate and independent team to the investment banking function of the EGFSL and procedures are in place to ensure that confidential information held by either the research or investment banking function is handled appropriately. There is no direct link of EGFSL compensation to any specific investment banking function of the EGFSL.

¹ An associated person is defined as (i) who reports directly or indirectly to such a research analyst in connection with the preparation of the reports; or (ii) another person accustomed or obliged to act in accordance with the directions or instructions of the analyst.

² Financial Interest is defined as interest that are commonly known financial interest, such as investment in the securities in respect of an issuer or a new listing applicant, or financial accommodation arrangement between the issuer or the new listing applicant and the firm or analysis. This term does not include commercial lending conducted at the arm's length, or investments in any collective investment scheme other than an issuer or new listing applicant notwithstanding the fact that the scheme has investments in securities in respect of an issuer or a new listing applicant.

COMPANY-SPECIFIC / REGULATORY DISCLOSURES BY EMKAY GLOBAL FINANCIAL SERVICES LIMITED (EGFSL):

Disclosures by Emkay Global Financial Services Limited (Research Entity) and its Research Analyst under SEBI (Research Analyst) Regulations, 2014 with reference to the subject company(s) covered in this report:-

- EGFSL, its subsidiaries and/or other affiliates and Research Analyst or his/her associate/relative's may have Financial Interest/proprietary positions in the securities recommended in this report as of September 04, 2025
- EGFSL, and/or Research Analyst does not market make in equity securities of the issuer(s) or company(ies) mentioned in this Report

Disclosure of previous investment recommendation produced:

- EGFSL may have published other investment recommendations in respect of the same securities / instruments recommended in this research report during the preceding 12 months. Please contact the primary analyst listed in the first page of this report to view previous investment recommendations published by EGFSL in the preceding 12 months.
- EGFSL, its subsidiaries and/or other affiliates and Research Analyst or his/her relative's may have material conflict of interest in the securities recommended in this report as of September 04, 2025
- EGFSL, its affiliates and Research Analyst or his/her associate/relative's may have actual/beneficial ownership of 1% or more securities of the subject company at the end of the month immediately preceding the September 04, 2025
- EGFSL or its associates may have managed or co-managed public offering of securities for the subject company in the past twelve months.
- EGFSL, its affiliates and Research Analyst or his/her associate may have received compensation in whatever form including compensation for investment banking or merchant banking or brokerage services or for products or services other than investment banking or merchant banking or brokerage services from securities recommended in this report (subject company) in the past 12 months.
- EGFSL, its affiliates and/or and Research Analyst or his/her associate may have received any compensation or other benefits from the subject company or third party in connection with this research report.

Emkay Rating Distribution

Ratings	Expected Return within the next 12-18 months.
BUY	>15% upside
ADD	5-15% upside
REDUCE	5% upside to 15% downside
SELL	>15% downside

Emkay Global Financial Services Ltd.

CIN - L67120MH1995PLC084899

7th Floor, The Ruby, Senapati Bapat Marg, Dadar - West, Mumbai - 400028. India

Tel: +91 22 66121212 Fax: +91 22 66121299 Web: www.emkayglobal.com

This report is intended for Team White Marque Solutions (team.emkay@whitemarquessolutions)

OTHER DISCLAIMERS AND DISCLOSURES:

Other disclosures by Emkay Global Financial Services Limited (Research Entity) and its Research Analyst under SEBI (Research Analyst) Regulations, 2014 with reference to the subject company(s) :-

EGFSL or its associates may have financial interest in the subject company.

Research Analyst or his/her associate/relative's may have financial interest in the subject company.

EGFSL or its associates and Research Analyst or his/her associate/ relative's may have material conflict of interest in the subject company. The research Analyst or research entity (EGFSL) have not been engaged in market making activity for the subject company.

EGFSL or its associates may have actual/beneficial ownership of 1% or more securities of the subject company at the end of the month immediately preceding the date of public appearance or publication of Research Report.

Research Analyst or his/her associate/relatives may have actual/beneficial ownership of 1% or more securities of the subject company at the end of the month immediately preceding the date of public appearance or publication of Research Report.

Research Analyst may have served as an officer, director or employee of the subject company.

EGFSL or its affiliates may have received any compensation including for investment banking or merchant banking or brokerage services from the subject company in the past 12 months. . Emkay may have issued or may issue other reports that are inconsistent with and reach different conclusion from the information, recommendations or information presented in this report or are contrary to those contained in this report. Emkay Investors may visit www.emkayglobal.com to view all Research Reports. The views and opinions expressed in this document may or may not match or may be contrary with the views, estimates, rating, and target price of the research published by any other analyst or by associate entities of Emkay; our proprietary trading, investment businesses or other associate entities may make investment decisions that are inconsistent with the recommendations expressed herein. EGFSL or its associates may have received compensation for products or services other than investment banking or merchant banking or brokerage services from the subject company in the past 12 months. EGFSL or its associates may have received any compensation or other benefits from the Subject Company or third party in connection with the research report. EGFSL or its associates may have received compensation from the subject company in the past twelve months. Subject Company may have been client of EGFSL or its affiliates during twelve months preceding the date of distribution of the research report and EGFSL or its affiliates may have co-managed public offering of securities for the subject company in the past twelve months.

This report is intended for Team White Marque Solutions (team.emkay@whitemarquesolutions)